


## TONDI L.C.



Profilo mm	Peso kg/ml	Profilo mm	Peso kg/ml
6	0,222	28	4,83
7	0,302	30	5,55
8	0,395	32	6,31
9	0,499	35	7,55
10	0,617	40	9,86
11	0,746	45	12,48
12	0,888	50	15,41
13	1,04	60	22,20
14	1,21	65	26,05
15	1,39	70	30,21
16	1,58	75	34,67
18	2,00	80	39,56
20	2,47	85	44,55
22	2,98	90	49,94
24	3,55	100	61,65
25	3,85	110	74,60
26	4,17	120	88,78

## QUADRI



Profilo mm	Peso kg/ml	Profilo mm	Peso kg/ml
6	0,281	35	9,620
8	0,502	40	12,600
10	0,785	45	15,900
12	1,130	50	19,600
14	1,540	55	23,700
15	1,770	60	28,300
16	2,010	70	38,500
18	2,540	80	50,200
20	3,140	90	63,600
25	4,910	100	78,500
30	7,070		



Designazione Profilo mm (lxs)	Peso kg/ml	Designazione Profilo mm (lxs)	Peso kg/ml
10 x 3	0,234	35 x 5	1,370
12 x 3	0,281	35 x 6	1,650
12 x 4	0,377	35 x 8	2,220
12 x 5	0,471	35 x 10	2,750
12 x 6	0,565	35 x 12	3,300
14 x 3	0,328	35 x 15	4,120
14 x 4	0,440	35 x 20	5,500
14 x 5	0,550	40 x 3	0,942
14 x 6	0,659	40 x 4	1,260
15 x 3	0,351	40 x 5	1,570
15 x 4	0,471	40 x 6	1,880
15 x 5	0,589	40 x 8	2,510
16 x 3	0,375	40 x 10	3,140
16 x 4	0,502	40 x 12	3,770
16 x 5	0,628	40 x 15	4,710
16 x 6	0,754	40 x 20	6,280
18 x 3	0,421	45 x 4	1,410
18 x 4	0,565	45 x 5	1,770
18 x 5	0,706	45 x 6	2,120
18 x 6	0,848	45 x 8	2,830
20 x 3	0,468	45 x 10	3,530
20 x 4	0,628	45 x 12	4,240
20 x 5	0,785	45 x 15	5,300
20 x 6	0,942	45 x 20	7,090
20 x 8	1,260	50 x 4	1,570
20 x 10	1,570	50 x 5	1,960
25 x 3	0,580	50 x 6	2,360
25 x 4	0,780	50 x 6	3,140
25 x 5	0,980	50 x 10	3,920
25 x 6	1,180	50 x 12	4,710
25 x 8	1,570	50 x 15	5,890
25 x 10	1,950	50 x 20	7,850
25 x 12	2,360	50 x 25	9,810
30 x 3	0,700	50 x 30	11,800
30 x 4	0,940	60 x 4	1,880
30 x 5	1,180	60 x 5	2,360
30 x 6	1,410	60 x 6	2,830
30 x 8	1,880	60 x 8	3,770
30 x 10	2,360	60 x 10	4,710
30 x 12	2,830	60 x 12	5,650
30 x 15	3,530	60 x 15	7,060
30 x 20	4,710	60 x 20	9,420
35 x 3	0,820	60 x 25	11,800
35 x 4	1,100	60 x 30	14,100

## LARGHI PIATTI



Designazione Profilo mm (lxs)	Peso kg/ml	Designazione Profilo mm (lxs)	Peso kg/ml
160 x 5	6,28	190 x 8	11,90
160 x 6	7,54	190 x 10	14,90
160 x 8	10,00	190 x 12	17,90
160 x 10	12,60	190 x 14	20,29
160 x 12	15,10	190 x 15	22,40
160 x 14	17,60	190 x 16	23,90
160 x 15	18,80	190 x 18	26,80
160 x 16	20,10	190 x 20	29,80
160 x 18	22,60	190 x 22	32,80
160 x 20	25,10	190 x 25	37,30
160 x 22	27,60	190 x 30	44,70
160 x 25	31,40	190 x 35	51,95
160 x 30	37,70	190 x 40	59,40
160 x 35	43,75	200 x 8	12,60
160 x 40	50,00	200 x 10	15,70
170 x 5	6,67	200 x 12	18,80
170 x 6	8,01	200 x 14	22,00
170 x 8	10,70	200 x 15	23,60
170 x 10	13,30	200 x 16	25,10
170 x 12	16,00	200 x 18	28,30
170 x 14	18,70	200 x 20	31,40
170 x 15	20,00	200 x 22	34,50
170 x 16	21,40	200 x 25	39,20
170 x 18	24,00	200 x 30	47,10
170 x 20	26,70	200 x 35	55,00
170 x 22	29,40	200 x 40	62,80
170 x 25	33,40	220 x 8	13,75
170 x 30	40,30	220 x 10	17,30
170 x 35	46,48	220 x 12	20,70
170 x 40	53,12	220 x 15	25,90
180 x 6	8,48	220 x 18	31,10
180 x 8	11,30	220 x 20	34,50
180 x 10	14,10	220 x 25	43,20
180 x 12	17,00	220 x 30	51,80
180 x 14	19,80	220 x 35	60,40
180 x 15	21,20	220 x 40	69,10
180 x 16	22,60	250 x 8	15,62
180 x 18	25,40	250 x 10	19,60
180 x 20	28,30	250 x 12	23,60
180 x 22	31,10	250 x 15	29,40
180 x 25	35,30	250 x 18	35,30
180 x 30	42,40	250 x 20	39,20
180 x 35	49,22	250 x 25	49,10
180 x 40	56,25	250 x 30	58,90

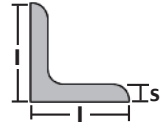
## LARGHI PIATTI



Designazione Profilo mm (lxs)	Peso kg/ml	Designazione Profilo mm (lxs)	Peso kg/ml
250 x 35	68,70	320 x 20	50,20
250 x 40	78,50	320 x 25	62,80
280 x 10	22,00	320 x 30	75,40
280 x 12	26,40	320 x 35	87,90
280 x 15	33,00	320 x 40	100,00
280 x 18	39,60	350 x 10	27,50
280 x 20	44,00	350 x 12	33,00
280 x 25	55,00	350 x 15	41,20
280 x 30	65,90	350 x 18	49,50
280 x 35	76,90	350 x 20	55,00
280 x 40	87,90	350 x 25	68,70
300 x 10	23,60	350 x 30	82,40
300 x 12	28,30	350 x 45	96,20
300 x 15	35,30	350 x 40	109,90
300 x 18	42,40	400 x 10	31,40
300 x 20	47,10	400 x 12	37,60
300 x 25	58,90	400 x 15	47,20
300 x 30	70,60	400 x 18	56,60
300 x 35	82,40	400 x 20	62,80
300 x 40	94,20	400 x 25	78,40
320 x 10	25,10	400 x 30	94,20
320 x 12	30,10	400 x 35	110,00
320 x 15	37,70	400 x 40	125,60
320 x 18	45,20		

# ANGOLARI

## A LATI UGUALI A SPIGOLI TONDI



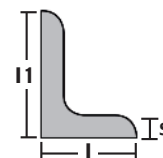
Designazione Profilo mm (Ixs)	Peso kg/ml	Designazione Profilo mm (Ixs)	Peso kg/ml
15 X 3	0,64	60 X 10	8,69
20 X 3	0,88	70 X 7	7,38
20 X 4	1,14	80 X 8	9,66
25 X 3	1,11	80 X 10	11,90
25 X 4	1,45	80 X 12	14,10
25 X 5	1,77	90 X 8	10,90
30 X 3	1,36	90 X 9	12,20
30 X 4	1,78	100 X 10	15,10
30 X 5	2,18	100 X 12	17,80
30 X 6	2,56	110 X 10	16,60
35 X 4	2,09	110 X 12	19,70
35 X 5	2,57	120 X 11	19,90
35 X 6	3,04	120 X 13	23,30
40 X 4	2,42	120 X 15	26,60
40 X 5	2,97	130 X 12	23,60
40 X 6	3,52	130 X 14	27,20
45 X 5	3,38	130 X 16	30,90
45 X 6	4,00	140 X 13	27,50
50 X 5	3,77	140 X 15	31,40
50 X 6	4,47	170 X 17	35,30
50 X 7	5,15	150 X 14	31,60
60 X 6	5,42	150 X 16	35,90
60 X 8	7,09	180 X 18	40,10

## A LATI DISUGUALI A SPIGOLI VIVI



Designazione Profilo (l1 x l x s)	Peso kg/ml	Designazione Profilo (l1 x l x s)	Peso kg/ml
<b>20 X 12 X 4</b>	0,879	<b>40 X 22 X 6</b>	2,64
<b>25 X 15 X 4,5</b>	1,25	<b>45 X 30 X 6,5</b>	3,50
<b>30 X 17,5 X 5</b>	1,67	<b>50 X 30 X 7</b>	4,01
<b>35 X 20 X 5,5</b>	2,14		

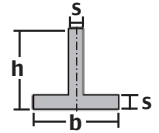
## A LATI DISUGUALI A SPIGOLI TONDI



Designazione Profilo (l x l1 x s)	Peso kg/ml	Designazione Profilo (l x l1 x s)	Peso kg/ml
<b>20 X 30 X 4</b>	1,45	<b>50 x 100 x 10</b>	11,10
<b>20 X 30 X 5</b>	1,77	<b>60 x 80 x 7</b>	7,35
<b>20 X 40 X 4</b>	1,77	<b>60 x 80 x 8</b>	8,33
<b>20 X 40 X 5</b>	2,17	<b>60 x 120 x 8</b>	10,90
<b>30 X 45 X 4</b>	2,25	<b>60 x 120 x 10</b>	13,40
<b>30 X 45 X 5</b>	2,77	<b>65 x 100 x 7</b>	8,77
<b>30 X 50 X 5</b>	2,96	<b>65 x 100 x 9</b>	11,10
<b>30 X 50 X 6</b>	3,51	<b>65 x 130 x 10</b>	14,60
<b>30 X 60 X 5</b>	3,37	<b>65 x 130 x 12</b>	17,30
<b>30 X 60 X 6</b>	3,99	<b>80 x 120 x 8</b>	12,20
<b>40 X 60 X 5</b>	3,76	<b>80 x 120 x 10</b>	15,00
<b>40 X 60 X 6</b>	4,46	<b>80 x 120 x 12</b>	17,80
<b>50 X 75 X 6</b>	5,65	<b>100 x 150 x 10</b>	19,30
<b>50 X 75 X 7</b>	6,53	<b>100 x 150 x 12</b>	22,60
<b>50 X 100 X 8</b>	8,99		

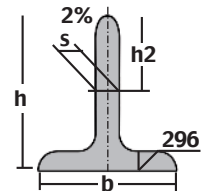
# PROFILATI A " T "

## A SPIGOLI VIVI



Designazione Profilo mm (h x b x s)	Peso kg/ml	Designazione Profilo mm (hxbxs)	Peso kg/ml
15 x 15 x 3	0,63	50 x 50 x 7	5,11
20 x 20 x 4	1,13	60 x 60 x 8	7,03
25 x 25 x 4,5	1,61	70 x 70 x 9	9,25
30 x 30 x 5	2,16	80 x 80 x 10	11,80
35 x 35 x 5,5	2,78	90 x 90 x 10	13,30
40 x 40 x 6	3,49	100 x 100 x 11	16,30
45 x 45 x 6,5	4,26		

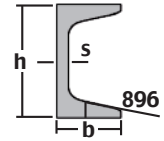
## A SPIGOLI TONDI



Designazione Profilo mm (h x b x s)	Peso kg/ml	Designazione Profilo mm (hxbxs)	Peso kg/ml
20 x 20 x 3	0,87	50 x 50 x 6	4,45
25 x 25 x 3,5	1,28	60 x 60 x 7	6,23
30 x 30 x 4	1,77	70 x 70 x 8	8,32
35 x 35 x 4,5	2,33	80 x 80 x 9	10,70
40 x 40 x 5	2,96	90 x 90 x 10	13,40
45 x 45 x 5,5	3,66	100 x 100 x 11	16,40



## PROFILATI A " U "

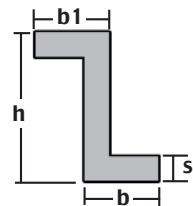


Designazione Profilo mm (h x b x s)	Peso kg/ml	Designazione Profilo mm (hxbxs)	Peso kg/ml
<b>30 x 33 x 5</b>	4,27	<b>30 x 15 x 5</b>	1,98
<b>40 x 35 x 5</b>	4,88	<b>35 x 17 x 5,5</b>	2,52
<b>50 x 38 x 5</b>	5,59	<b>40 x 20 x 6</b>	3,23
<b>65 x 42 x 5,5</b>	7,09	<b>50 x 25 x 6</b>	4,15
<b>25 x 12 x 4</b>	1,30	<b>60 x 30 x 6,5</b>	5,45

## PROFILATI A " Z "

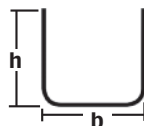
### A SPIGOLI VIVI

Designazione Profilo mm (hxb1xbxs)	Peso kg/ml
<b>25 x 15 x 13 x 4,5</b>	1,55
<b>30 x 17 x 14 x 5</b>	2,00
<b>35 x 19 x 16 x 5,5</b>	2,55
<b>40 x 21 x 17 x 6</b>	3,11

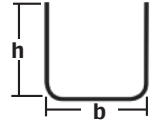


# PROFILI AD "U" RICAVATI DA NASTRO

## AD ALI UGUALI



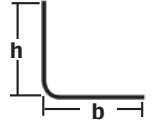
Dimensioni	Spessore (mm)						
	0,8	1	1,2	1,5	2	2,5	3
b x h	Peso kg/ml						
8 x 8	0,13	0,16	0,20				
8 x 15				0,39			
10 x 10	0,17	0,21	0,24	0,29			
11 x 14				0,40			
12 x 12	0,20	0,26	0,30	0,37			
15 x 10				0,35			
15 x 15	0,26	0,32	0,38	0,47	0,60		
15 x 20				0,59	0,77		
20 x 10				0,41	0,54		
20 x 20	0,36	0,45	0,53	0,65	0,85		
22 x 15				0,56	0,72		
22 x 18				0,64	0,84		
22 x 20				0,68	0,90		
22 x 22			0,59	0,72	0,94		
22 x 30				0,91	1,19	1,46	
23 x 30				0,92	1,20	1,48	
24 x 30				0,93	1,22	1,50	1,76
24 x 35				1,05	1,38	1,69	2,00
25 x 12				0,52	0,68		
25 x 25			0,67	0,83	1,07	1,31	1,53
25 x 30				0,95	1,24	1,51	1,76
25 x 40				1,18	1,55	1,90	2,24
26 x 26		0,58	0,69	0,85	1,10	1,35	1,60
28 x 28			0,76	0,94	1,23	1,51	1,77
28 x 40				1,22	1,60	1,96	2,33
30 x 10				0,52			
30 x 15				0,64	0,85		
30 x 20				0,77	1,00	1,22	1,43
30 x 25				0,89	1,16	1,42	1,67
30 x 30			0,81	1,00	1,31	1,61	1,89
35 x 35				1,20	1,56	1,92	2,25
40 x 40					1,79	2,21	2,61
45 x 45					2,02	2,52	2,96
50 x 50					2,26	2,79	3,32



Dimensioni	Spessore (mm)						
	1,5	2	2,5	3	4	5	6
b x h	Peso kg/ml						
30 x 35	1,07	1,40	1,70	2,00			
30 x 40	1,24	1,64	2,04	2,43	3,18		
35 x 17	0,75	0,99	1,20				
35 x 20	0,83	1,08	1,31	1,53			
35 x 30	1,07	1,40	1,70	2,00			
35 x 40		1,71	2,10	2,50			
40 x 20	0,89	1,16	1,42	1,67			
40 x 30	1,12	1,47	1,81	2,14			
40 x 35	1,24	1,64	2,04	2,43	3,18		
50 x 20	1,00	1,33	1,65	1,96			
50 x 25		1,47	1,81	2,14			
50 x 30		1,64	2,04	2,43	3,18		
50 x 40		1,94	2,40	2,85	3,70		
55 x 30		1,71	2,10	2,50	3,23		
60 x 20	1,12	1,47	1,81	2,14			
60 x 30		1,87	2,20	2,61	3,39	4,12	
60 x 40		2,10	2,60	3,08	4,01	4,90	
60 x 50		2,41	3,00	3,58	4,73	5,84	
70 x 30		1,94	2,40	2,85	3,70		
70 x 35		2,10	2,60	3,08	4,01	4,90	
70 x 45		2,41	3,00	3,58	4,73	5,84	
80 x 40		2,43		3,60			
80 x 50		2,73	3,38	4,02	5,27	6,47	
80 x 60		3,04	3,77	4,50	5,90	7,26	
90 x 40		2,57	3,20	3,80	4,96	6,08	
90 x 45		2,73	3,38	4,02	5,27	6,47	
100 x 30				3,60			
100 x 50				4,56			
100 x 60		3,36	4,17	4,96	6,53	8,04	9,51
120 x 50				4,96	6,53	8,04	9,51
120 x 55				5,20	6,84	8,43	10,00
120 x 60				5,44	7,15	8,83	10,45

# ANGOLARI RICAVATI DA NASTRO

## A LATI UGUALI



Dimensioni	Spessore (mm)						
	1,5	2	2,5	3	4	5	6
b x h	Peso kg/ml						
10 x 10	0,20						
15 x 15	0,31	0,40					
20 x 20	0,43	0,56	0,69				
25 x 25	0,55	0,72	0,90	1,03			
30 x 30	0,67	0,88	1,10	1,25			
35 x 35		1,03	1,30	1,53			
40 x 40		1,20	1,45	1,75			
45 x 45		1,35	1,69	2,00	2,63		
50 x 50		1,51	1,87	2,20	2,95	3,65	
60 x 60			2,27	2,70	3,50	4,40	5,22
70 x 70				3,15	4,15	5,22	6,68
80 x 80				3,65	4,76	6,75	7,16
90 x 90				4,12	5,46	6,80	8,10
100 x 100				4,60	6,00	7,45	8,85
120 x 120					7,34	9,00	10,70
150 x 150						11,40	13,55

## A LATI DISUGUALI

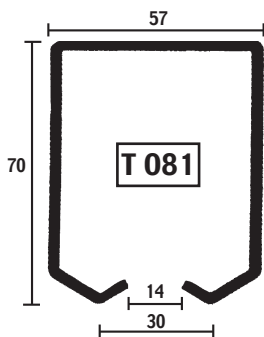


Dimensioni	Spessore (mm)				
	1,5	2	2,5	3	4
b x h	Peso kg/ml				
<b>10 x 20</b>	0,33				
<b>12 x 25</b>	0,42	0,55			
<b>15 x 25</b>	0,45	0,59			
<b>15 x 30</b>	0,51	0,66	0,83	0,99	
<b>15 x 40</b>		0,83	1,03	1,22	
<b>20 x 30</b>		0,75	0,93	1,10	
<b>20 x 40</b>		0,94	1,14	1,34	
<b>20 x 45</b>		0,99	1,22	1,46	
<b>20 x 50</b>		1,06	1,32	1,56	
<b>20 x 60</b>		1,22	1,52	1,81	
<b>25 x 50</b>		1,14	1,42	1,70	
<b>30 x 40</b>		1,06	1,32	1,56	
<b>30 x 50</b>		1,22	1,52	1,81	
<b>30 x 60</b>			1,72	2,04	
<b>30 x 80</b>				2,52	3,33
<b>40 x 60</b>				2,28	3,01
<b>40 x 80</b>				2,75	3,64
<b>40 x 100</b>				3,22	4,27

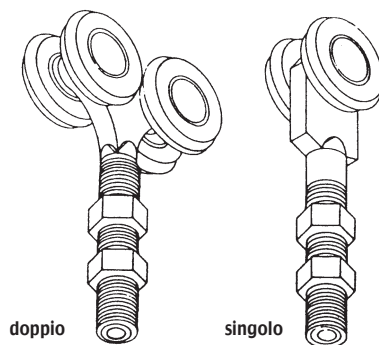
# MONOROTAIE CORRENTI

# CARRELLI

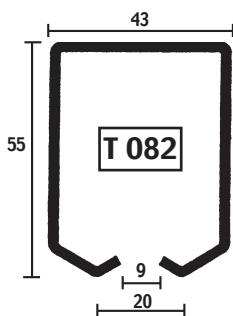
Spessore 30/10 kg ml 5,25



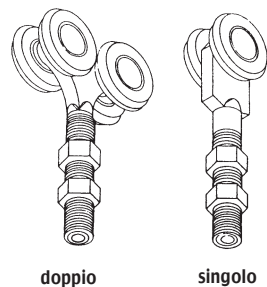
GRANDE



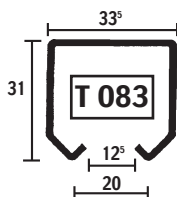
Spessore 25/10 kg ml 3,34



MEDIO



Spessore 18/10 kg ml 1,22



PICCOLO

